

ECONOMIC SNAPSHOT

Washington County



Updated 12/21/2015
Utah Department of Workforce Services

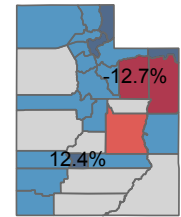
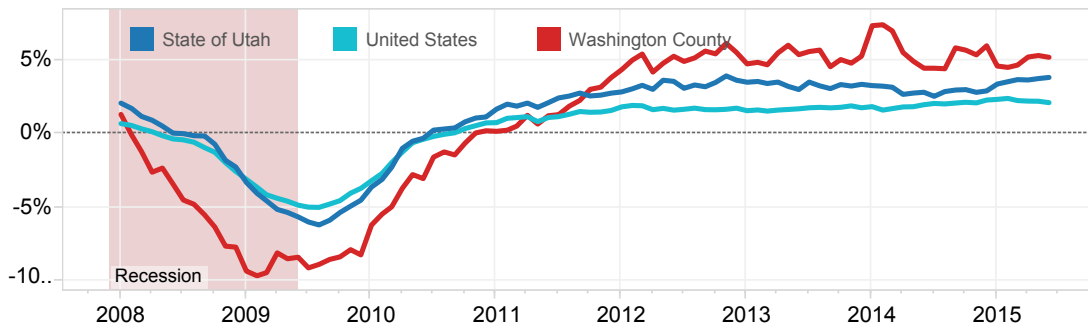
Year-to-Year Change in Nonfarm Jobs JUNE 2015*

↑ 2,822

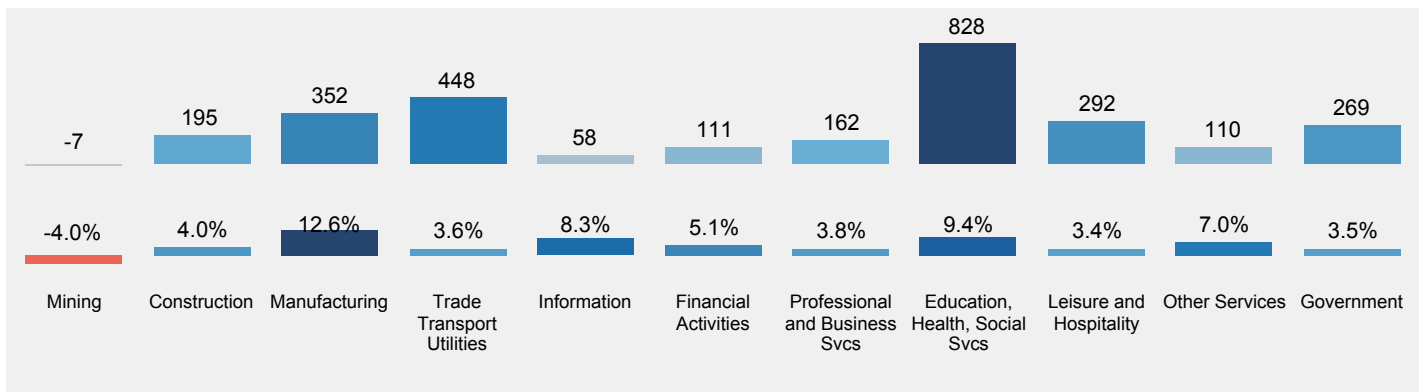
3.8%
State of Utah

2.1%
United States

5.2%
Washington County



-12.7% 12.7%



How's the economy?

Yes, they did it again. Washington County clocked one more quarter of strong, but not too strong, economic expansion. Second quarter 2015 employment expansion remained in the golden 5-percent range, while joblessness has bottomed near the 4-percent mark. First-time claims for unemployment insurance show no sign of cyclical difficulties, construction permitting showed moderate expansion, and sales managed robust improvement. All indicators point to a strong, but not overheated economy.

Jobs

Between June 2014 and June 2015, Washington County added more than 2,800 net new jobs for a year-over growth rate of higher than 5 percent.

The current quarterly expansion signals three and one-half years of broad-based job growth near the 5-percent mark.

Only one major industrial sector failed to add jobs in June. Mining (which includes sand and gravel pits) lost a negligible number of positions.

Healthcare/social services took the lead in job creation with notable help from its friends leisure/hospitality services, manufacturing, retail trade and government.



*Preliminary
Source: U.S. Bureau of Labor Statistics; Utah Department of Workforce Services.

[Link for PDF version.](http://jobs.utah.gov/wi/regions/county/washington.html) jobs.utah.gov/wi/regions/county/washington.html

Lecia Langston, 435-688-3115, lecialangston@utah.gov